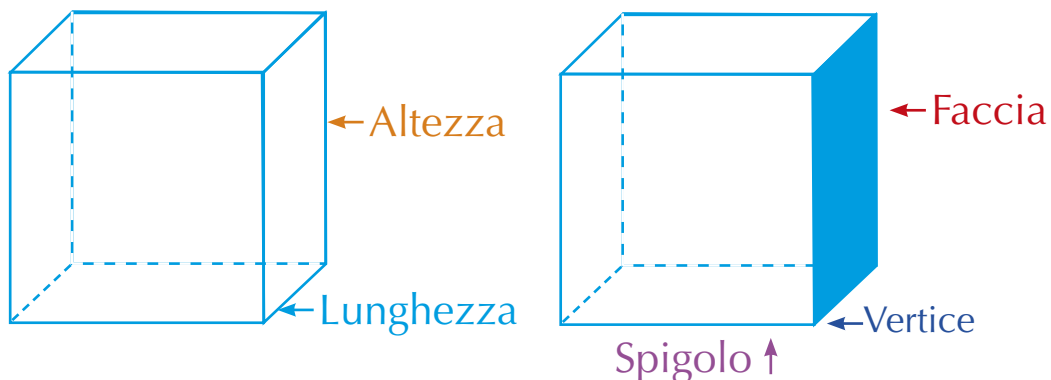


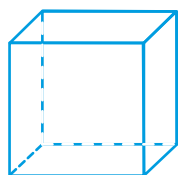
I SOLIDI

Sono figure geometriche che hanno tre dimensioni
Lunghezza, Larghezza, Altezza e occupano uno spazio




La **faccia** è ciascun poligono che chiude il solido
Lo **spigolo** è ciascun lato comune a due facce
Il **vertice** è il punto in cui si incontrano gli spigoli

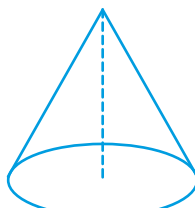
Ricorda:



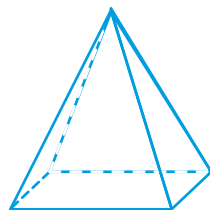
cubo



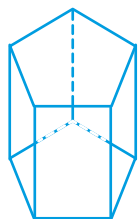
parallelepipedo




cono



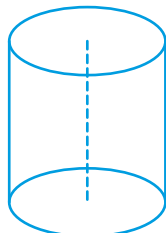
piramide



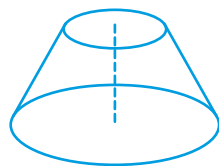
prisma a base
pentagonale



sfera



cilindro



tronco di cono

